

■ Features :

- Universal AC input / Full range
- 3 pole AC inlet IEC320-C14
- Class I power ( with earth pin)
- Full output 3~48V safety approval
- Protections: Short circuit / Over load / Over voltage
- No load power consumption <1.0W
- Pass LPS
- Fully enclosed plastic case
- UL/ CUL / TUV / CB / CE / FCC
- 1 year warranty

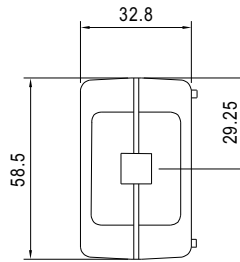
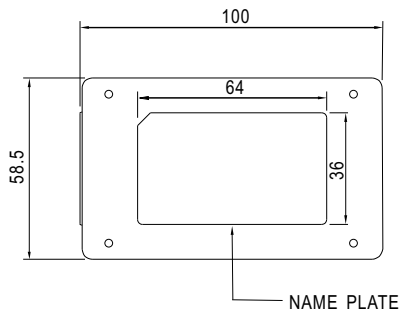
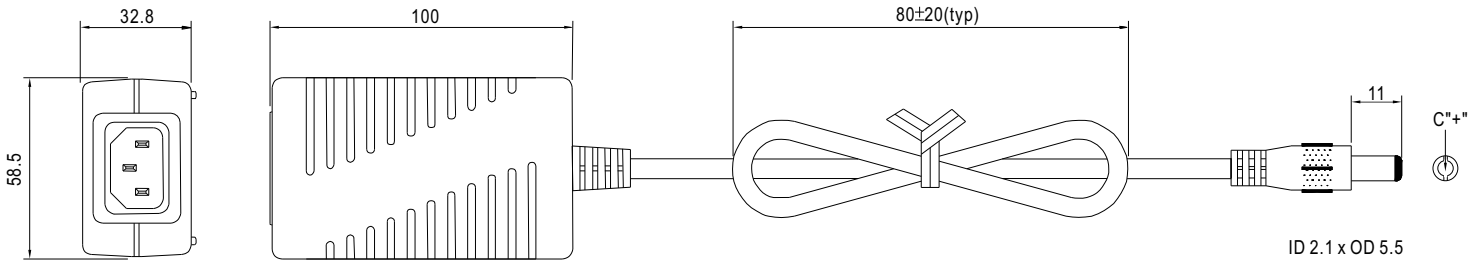
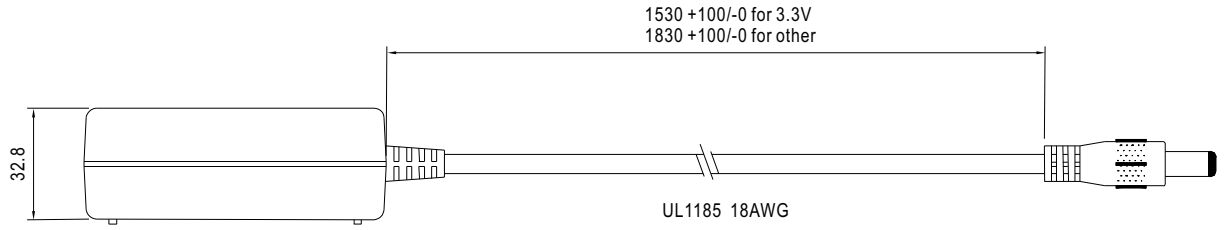


SPECIFICATION

ORDER NO.		GS15A-0P1J	GS15A-1P1J	GS15A-11P1J	GS15A-2P1J	GS15A-3P1J	GS15A-4P1J	GS15A-5P1J	GS15A-6P1J	GS15A-8P1J	
OUTPUT	SAFETY MODEL NO.	GPSU15A-0	GPSU15A-1	GPSU15A-1-1	GPSU15A-2	GPSU15A-3	GPSU15A-4	GPSU15A-5	GPSU15A-6	GPSU15A-8	
	DC VOLTAGE <small>Note.2</small>	3.3V	5V	7.5V	9V	12V	15V	18V	24V	48V	
	RATED CURRENT	2.18A	2.40A	1.60A	1.66A	1.25A	1.00A	0.83A	0.62A	0.31A	
	CURRENT RANGE	0 ~ 2.18A	0 ~ 2.40A	0 ~ 1.60A	0 ~ 1.66A	0 ~ 1.25A	0 ~ 1.00A	0 ~ 0.83A	0 ~ 0.62A	0 ~ 0.31A	
	RATED POWER	7.2W	12W	12W	15W	15W	15W	15W	15W	15W	
	RIPPLE & NOISE (max.) <small>Note.3</small>	50mVp-p	50mVp-p	80mVp-p	80mVp-p	80mVp-p	100mVp-p	120mVp-p	150mVp-p	240mVp-p	
	VOLTAGE ADJ. RANGE	3 ~ 5V	5 ~ 6V	6 ~ 8V	8 ~ 11V	11 ~ 13V	13 ~ 16V	16 ~ 21V	21 ~ 27V	33 ~ 48V	
		Fixed									
	VOLTAGE TOLERANCE <small>Note.4</small>	±5.0%	±5.0%	±5.0%	±5.0%	±3.0%	±3.0%	±3.0%	±2.0%	±2.0%	
	LINE REGULATION <small>Note.5</small>	±1.0%	±0.5%	±0.5%	±0.5%	±0.5%	±0.5%	±0.5%	±0.5%	±0.5%	
LOAD REGULATION <small>Note.6</small>	±5.0%	±5.0%	±5.0%	±5.0%	±3.0%	±3.0%	±3.0%	±2.0%	±2.0%		
SETUP, RISE, HOLD TIME	3000ms, 50ms, 16ms at full load										
INPUT	VOLTAGE RANGE	90 ~ 264VAC 135 ~ 370VDC									
	FREQUENCY RANGE	47 ~ 63Hz									
	EFFICIENCY (Typ.) <small>Note.7</small>	55%	65%	72%	74%	76%	77%	78%	80%	81%	
	AC CURRENT	0.5A / 100VAC									
	INRUSH CURRENT (max.)	40A / 230VAC									
	LEAKAGE CURRENT(max.)	0.25mA / 240VAC									
PROTECTION	OVER LOAD	115 ~ 250% rated output power Protection type : Hiccup mode, recovers automatically after fault condition is removed									
	OVER VOLTAGE	>120% rated output voltage Protection type : Clamp by zener diode									
ENVIRONMENT	WORKING TEMP.	0 ~ +50°C (Refer to output load derating curve)									
	WORKING HUMIDITY	20% ~ 90% RH non-condensing									
	STORAGE TEMP., HUMIDITY	-20 ~ +85°C, 10 ~ 95% RH									
	TEMP. COEFFICIENT	±0.03% / °C (0 ~ 50°C)									
	VIBRATION	10 ~ 500Hz, 2G 10min./1cycle, period for 60min. each along X, Y, Z axes									
SAFETY & EMC <small>(Note. 8)</small>	SAFETY STANDARDS	UL60950-1, CSA22.2, EN60950-1 Approved									
	WITHSTAND VOLTAGE	I/P-O/P:3KVAC, I/P-FG:1.5KVAC									
	ISOLATION RESISTANCE	I/P-O/P, I/P-FG:100M Ohms / 500VDC									
	EMI CONDUCTION & RADIATION	Compliance to EN55022 class B, FCC part 15 Class B									
	HARMONIC CURRENT	Compliance to EN61000-3-2,3									
OTHERS	EMM IMMUNITY	Compliance to EN61000-4-2,3,4,5,6,11, Light industry level, criteria A									
	MTBF	500Khrs min. MIL-HDBK-217F(25°C)									
	DIMENSION	100*59*33mm (L*W*H)									
	PACKING	190g ; 90pcs / 18Kg / CARTON									
CONNECTOR	PLUG	Standard type P1J: 2.1φ * 5.5φ * 11mm, tuning fork type center positive for stock ; Other type available by customer requested									
	CABLE	Standard type 18Awg UL1185 6ft and 5ft for 3.3V output only for stock ; Other type available by customer requested									
NOTE	<p>1.All parameters are specified at 230VAC input, rated load, 25°C 70% RH. Ambient.</p> <p>2.DC voltage: The output voltage set at point measure by plug terminal &amp; 50% load.</p> <p>3.Ripple &amp; noise are measured at 20MHz by using a 12" twisted pair terminated with a 0.1uf &amp; 47uf capacitor.</p> <p>4.Tolerance: includes set up tolerance, line regulation, load regulation.</p> <p>5.Line regulation is measured from low line to high line at rated load.</p> <p>6.Load regulation is measured from 0% to 100% rated load</p> <p>7.Efficiency is measured at 230VAC.</p> <p>8.The power supply is considered a component which will be installed into a final equipment. The final equipment must be re-confirmed that it still meets EMC directives.</p>										

## Mechanical Specification

Unit:mm

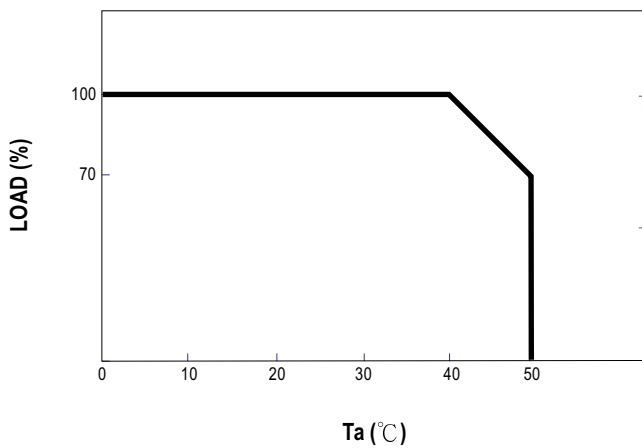


## Plug Assignment

Standard plug: P1J (option)

P1J	
P/N	OUTPUT
CENTER	+

## Derating Curve



## Static Characteristics

