



#### ■ Features :

- Universal AC input / Full range
- 2 pole USA plug
- Class II power ( without earth pin)
- Full output 3~48V safety approval
- Protections: Short circuit / Over load / Over voltage
- No load power consumption <0.75W
- Pass LPS
- Fully enclosed plastic case
- Approvals: UL/ CUL / CB / CE / FCC
- 1 year warranty

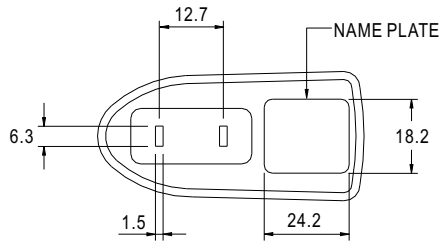


#### SPECIFICATION

ORDER NO.		GS06U-0P1J	GS06U-1P1J	GS06U-11P1J	GS06U-2P1J	GS06U-3P1J	GS06U-4P1J	GS06U-5P1J	GS06U-6P1J	GS06U-8P1J
OUTPUT	SAFETY MODEL NO.	GPSU06-0-U	GPSU06-1-U	GPSU06-1-1-U	GPSU06-2-U	GPSU06-3-U	GPSU06-4-U	GPSU06-5-U	GPSU06-6-U	GPSU06-8-U
	DC VOLTAGE <small>Note.2</small>	3.3V	5V	7.5V	9V	12V	15V	18V	24V	48V
	RATED CURRENT	1.21A	1.00A	0.8A	0.66A	0.5A	0.4A	0.33A	0.25A	0.125A
	CURRENT RANGE	0 ~ 1.21A	0 ~ 1.00A	0 ~ 0.8A	0 ~ 0.66A	0 ~ 0.5A	0 ~ 0.4A	0 ~ 0.33A	0 ~ 0.25A	0 ~ 0.125A
	RATED POWER	4W	5W	6W	6W	6W	6W	6W	6W	6W
	RIPPLE & NOISE (max.) <small>Note.3</small>	50mVp-p	50mVp-p	80mVp-p	80mVp-p	80mVp-p	100mVp-p	100mVp-p	180mVp-p	300mVp-p
	VOLTAGE ADJ. RANGE	3 ~ 5V	5 ~ 6V	6 ~ 8V	8 ~ 11V	11 ~ 13V	13 ~ 16V	16 ~ 21V	21 ~ 27V	33 ~ 48V
		Fixed								
	VOLTAGE TOLERANCE <small>Note.4</small>	±5.0%	±5.0%	±5.0%	±5.0%	±3.0%	±3.0%	±3.0%	±2.0%	±2.0%
	LINE REGULATION <small>Note.5</small>	±1.0%	±0.5%	±0.5%	±0.5%	±0.5%	±0.5%	±0.5%	±0.5%	±0.5%
INPUT	LOAD REGULATION <small>Note.6</small>	±5.0%	±5.0%	±5.0%	±5.0%	±3.0%	±3.0%	±3.0%	±2.0%	±2.0%
	SETUP, RISE, HOLD TIME	200ms, 50ms, 16ms at full load								
	VOLTAGE RANGE	90 ~ 264VAC 135~370VDC								
	FREQUENCY RANGE	47~63Hz								
	EFFICIENCY (Typ.) <small>Note.7</small>	55%	70%	72%	74%	76%	77%	78%	80%	82%
	AC CURRENT	0.3A / 100VAC								
PROTECTION	INRUSH CURRENT (max.)	30A / 230VAC								
	LEAKAGE CURRENT(max.)	0.25mA / 240VAC								
	OVER LOAD	>120% rated output power Protection type : Hiccup mode, recovers automatically after fault condition is removed								
ENVIRONMENT	OVER VOLTAGE	110 ~ 140% rated output voltage Protection type : Clamp by zener diode								
	WORKING TEMP.	0 ~ +40℃ (Refer to output load derating curve)								
	WORKING HUMIDITY	20% ~ 90% RH non-condensing								
SAFETY & EMC (Note. 8)	STORAGE TEMP., HUMIDITY	-20 ~ +85℃, 10 ~ 95% RH								
	TEMP. COEFFICIENT	±0.03% / °C (0 ~ 50℃)								
	VIBRATION	10 ~ 500Hz, 2G 10min./1cycle, period for 60min. each along X, Y, Z axes								
	SAFETY STANDARDS	UL60950-1, CSA22.2 Approved								
OTHERS	WITHSTAND VOLTAGE	I/P-O/P:4242VDC								
	ISOLATION RESISTANCE	I/P-O/P:100M Ohms / 500VDC								
	EMI CONDUCTION & RADIATION	Compliance to EN55022 class B, FCC part 15 Class B								
	HARMONIC CURRENT	Compliance to EN61000-3-2,3								
CONNECTOR	EMS IMMUNITY	Compliance to EN61000-4-2,3,4,5,6,11, Light industry level, criteria A								
	MTBF	50Khrs min. MIL-HDBK-217F(25℃)								
	DIMENSION	32*66*42.5mm (L*W*H)								
NOTE	PACKING	100g ; 110pcs / 12Kg / CARTON								
	PLUG	Standard type P1J: 2.1φ * 5.5φ * 11mm, turning fork type center positive for stock ; Other type available by customer requested								
	CABLE	Standard type 20Awg UL1185 6ft for stock ; Other type available by customer requested								
		1.All parameters are specified at 115VAC input, rated load, 25℃ 70% RH. Ambient. 2.DC voltage: The output voltage set at point measure by plug terminal & 50% load. 3.Ripple & noise are measured at 20MHz by using a 12" twisted pair terminated with a 0.1uf & 47uf capacitor. 4.Tolerance: includes set up tolerance, line regulation, load regulation. 5.Line regulation is measured from low line to high line at rated load. 6.Load regulation is measured from 0% to 100% rated load 7.Efficiency is measured at 115VAC. 8.The power supply is considered a component which will be installed into a final equipment. The final equipment must be re-confirmed that it still meets EMC directives.								

## Mechanical Specification

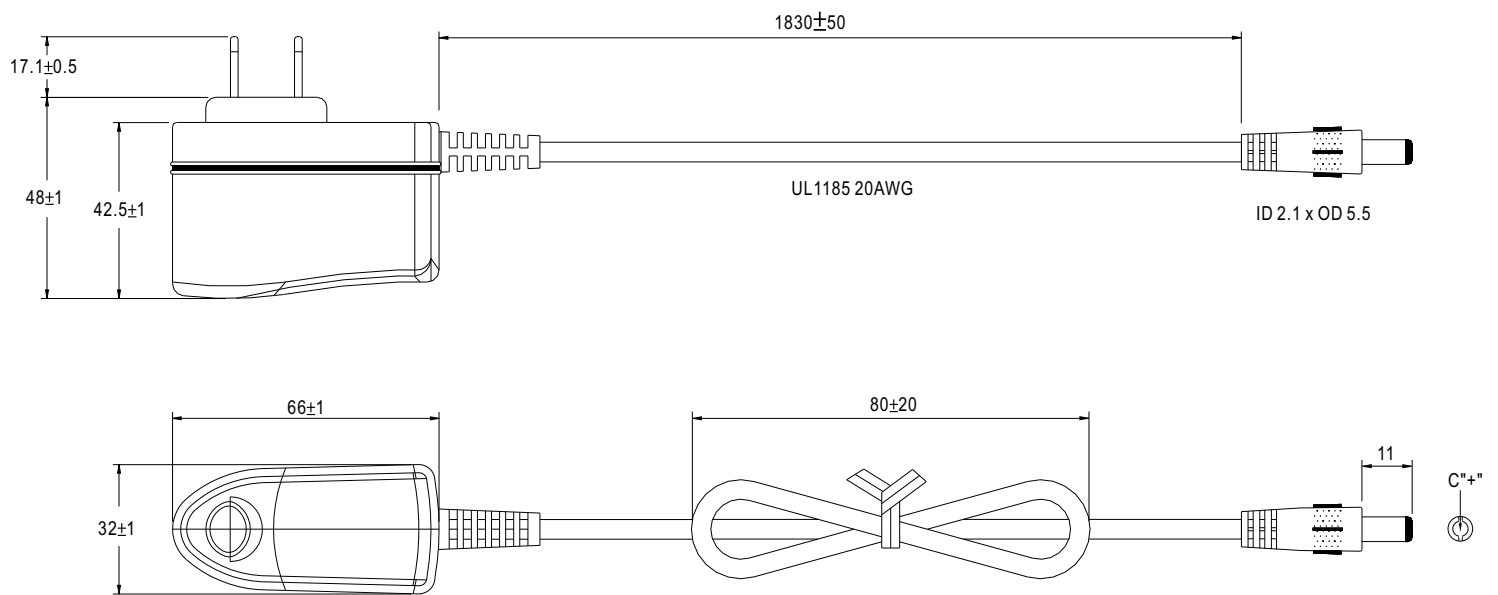
Unit:mm



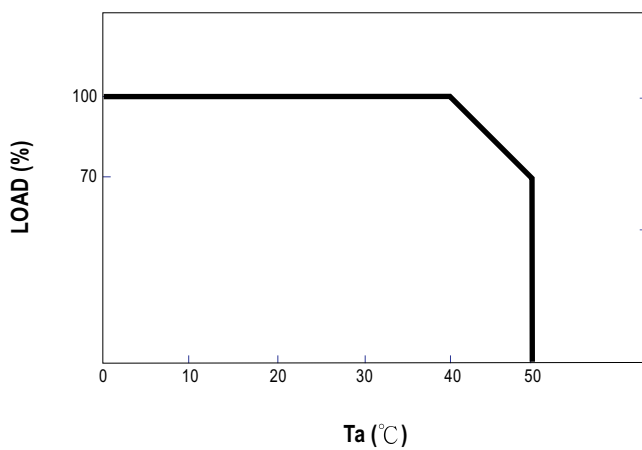
## Plug Assignment

Standard plug: P1J (option)

P1J	
P/N	OUTPUT
CENTER	+



## Derating Curve



## Static Characteristics

